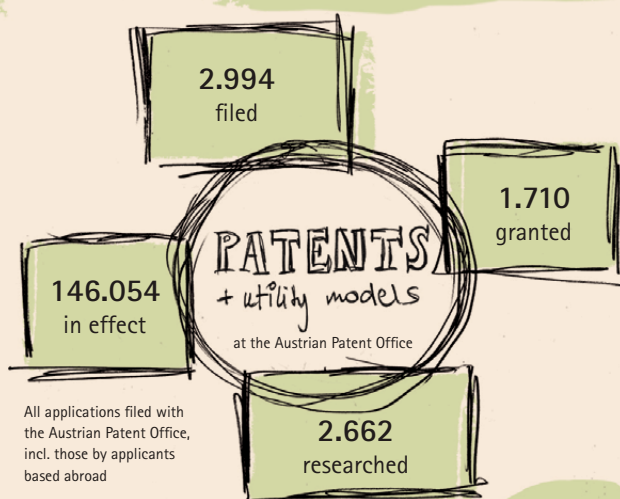


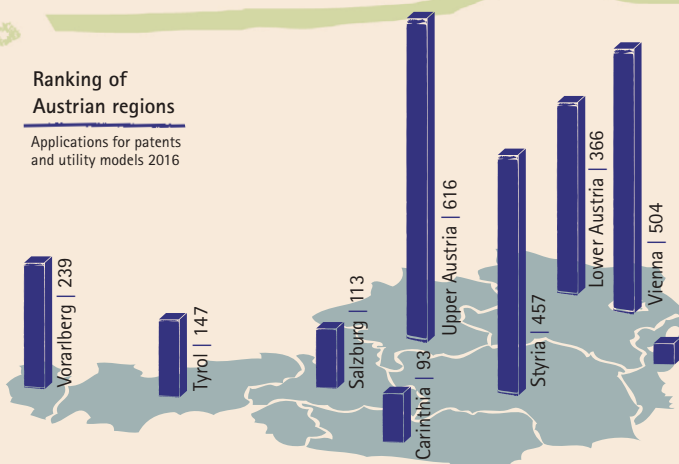
1.



2.

### Ranking of Austrian regions

Applications for patents and utility models 2016




3.

OUR TOP 10

- AVL List GmbH, powertrains, simulation and test systems, automotive supplier - 137
- Tridonic GmbH & Co KG, lighting engineering - 56
- Zumtobel Lighting GmbH, lighting engineering - 56
- Julius Blum GmbH, furniture fittings, metalworking - 53
- Vienna University of Technology - 37
- Siemens AG Österreich, electrification, automation and digitisation - 36
- TRUMPF Maschinen Austria GmbH & Co. KG, bending technology, machine tools - 32
- ENGEL AUSTRIA GmbH, injection moulding machines - 32
- Plasser & Theurer Export von Bahnbaumaschinen GmbH, track laying machines - 31
- Zizala Lichtsysteme GmbH, lighting systems for the automotive industry - 30
- ZKW Group GmbH, lighting systems for the automotive industry - 26
- AIT Austrian Institute of Technology GmbH, non-university research institution - 22

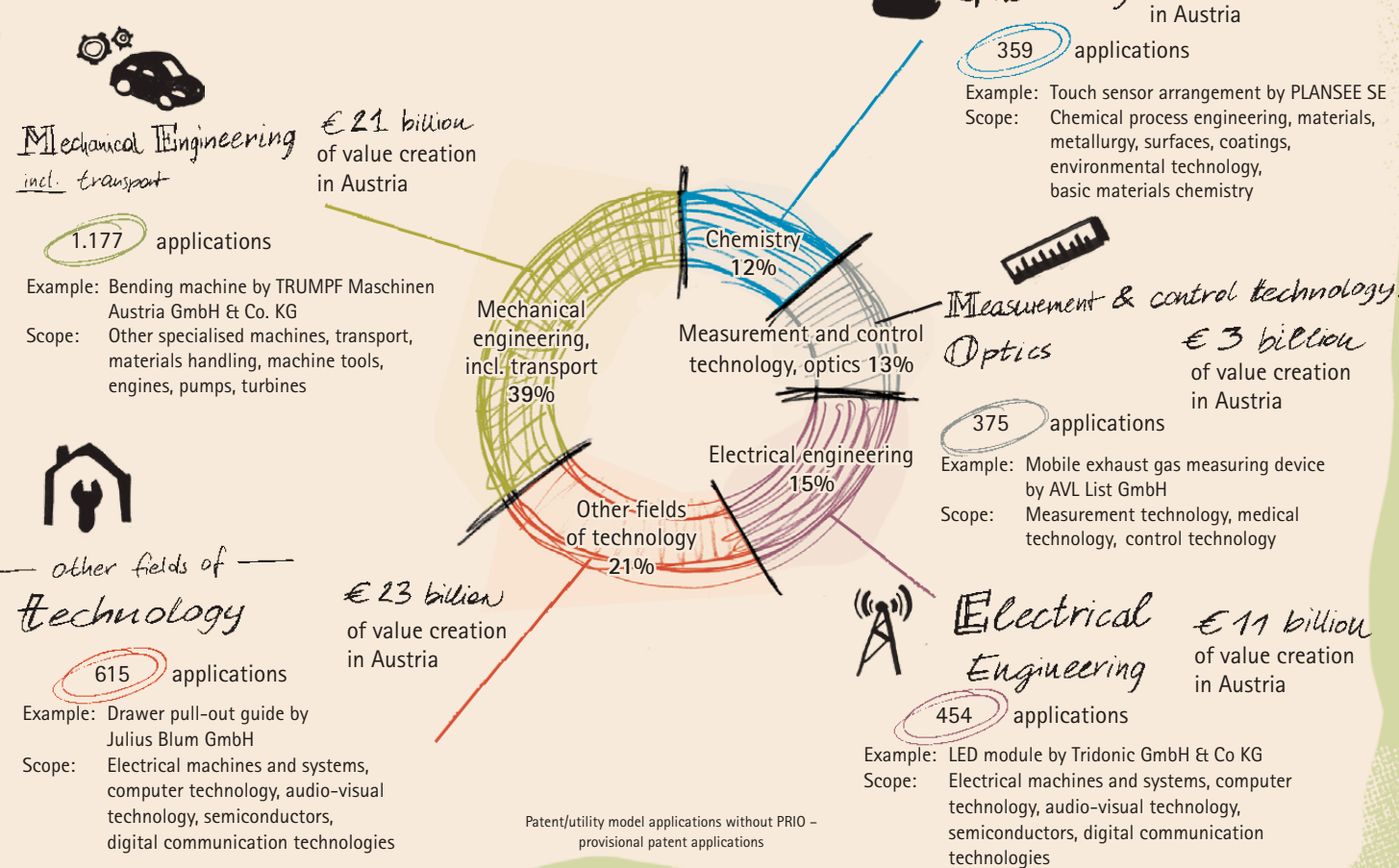
### Where do Austrians file their inventions?



5.

### Key areas of technology 2016

Our applications represent € 73 billion of value creation



6.

### TRADEMARKS

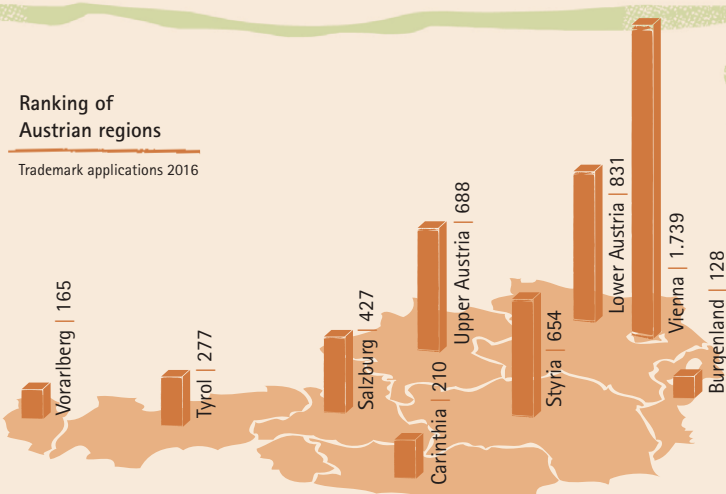
at the Austrian Patent Office



7.

### Ranking of Austrian regions

Trademark applications 2016



### 8. - OUR TOP 5 -

- Österreichische Lotterien Gesellschaft m.b.H. - 26
- SPAR Österreichische Warenhandels-AG - 24
- G.L. Pharma GmbH - 18
- Brauerei Jos. Baumgartner GmbH - 18
- Verlagsgruppe News Gesellschaft m.b.H. - 14
- Red Bull GmbH - 14
- Hofer KG - 14
- Salzburger Verlagshausgesellschaft m.b.H. - 12
- Zumtobel Lighting GmbH - 12

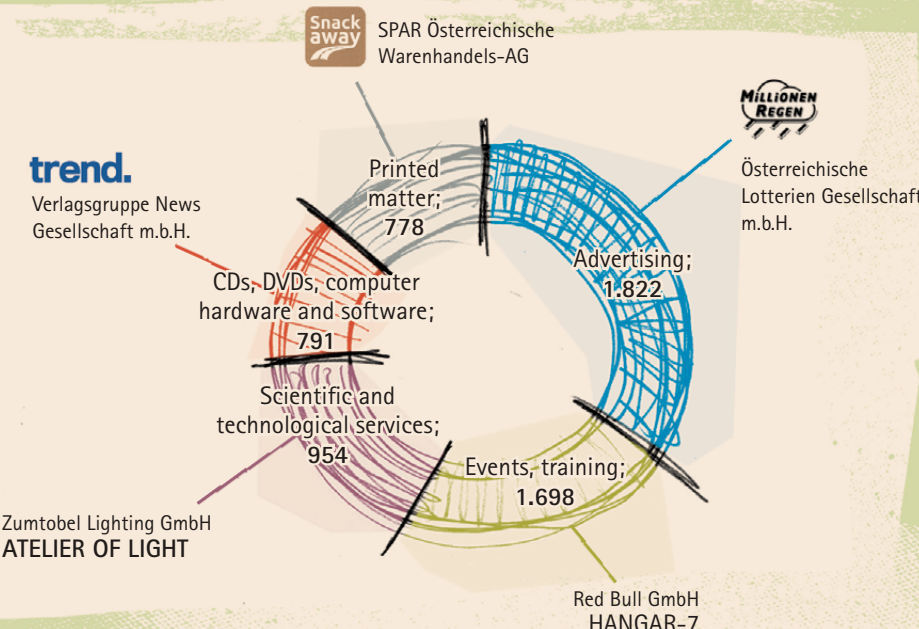
9.

### Where do Austrians file trademark applications?



### 10. THE MOST TRADEMARKED SECTORS

### TOP GOODS & SERVICE CLASSES



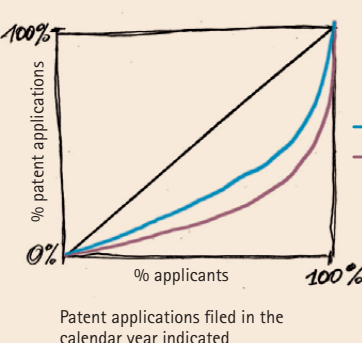
### Annual Report

# 2016


of the Austrian Patent Office

### 13. How high is the concentration of Austria's inventions?

"Patent GINI": Distribution of applications by applicants. The share of top companies increases steadily. It is good that our champions get protection. However, we also want that the IP system is used more widely. This is the reason for our new services for newcomers.



### 14. New services take off



### 15. Patent Prosecution Highway - PPH

Our worldwide network for faster patent protection

Used more than 116,000 times worldwide


Waiting period for patents reduced on average by 6-27 months

Austrian Patent Office has PPH agreements with more than 20 countries

11.


### DESIGNS

at the Austrian Patent Office

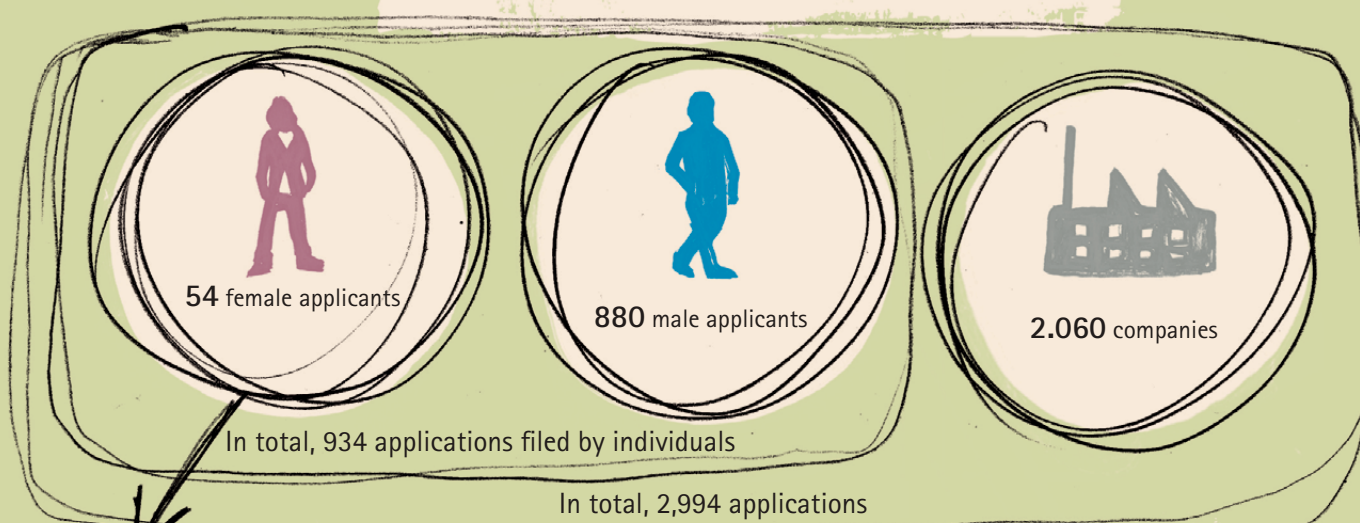


### 12. A premiere: Big run on the National Patent Award

254 SUBMISSIONS in 3 categories



### 16. 6 % applications by women. THAT IS TOO LOW BY FAR!



### 17. Women at the Austrian Patent Office

We want more!

Area	♂	♀
In total	49,8%	50,2%
Management level	60,0%	40,0%
Legal experts	48,4%	51,6%
Technical experts	74,7%	25,3%
Back office	34,9%	65,1%

18.

### How much were we in contact with our customers?

# 45.136

customer contacts

Counselling time of 11.691 hours in total

### 19. Digitised historical patents:

How high is the stack of originals?

690,000 pages piled up: higher than Millennium Tower



95,377 PRIVILEGES/PATENTS

Sources: Austrian Patent Office  
World Intellectual Property Organization (WIPO)  
European Patent Office (EPO)  
European Union Intellectual Property Office (EUIPO)  
Statistics Austria